

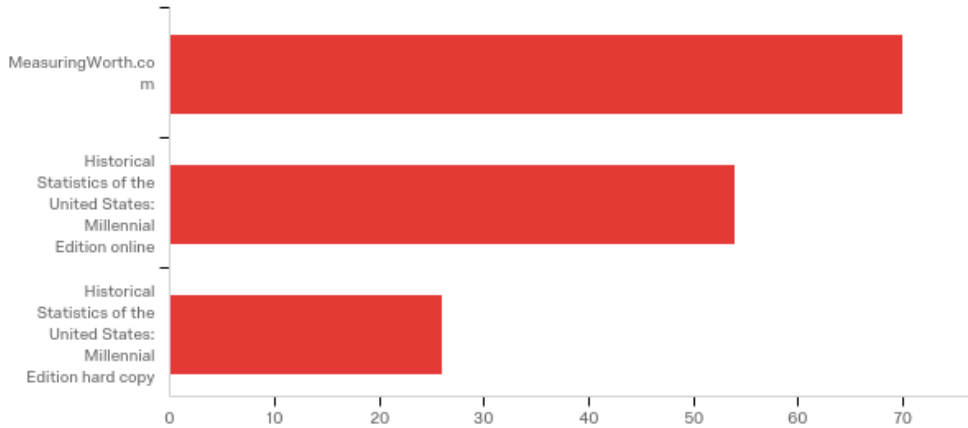
2018 EHA Member Survey Final Report

2018 EHA Member Survey

110 recorded responses

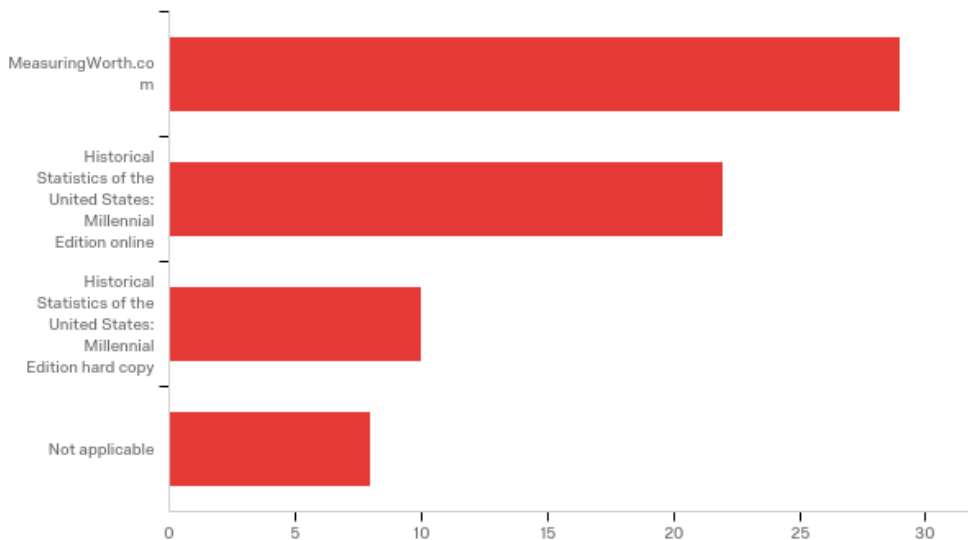
October—November, 2018

Have you used any of the following sources for your research in the past 12 months? (Check all that apply)



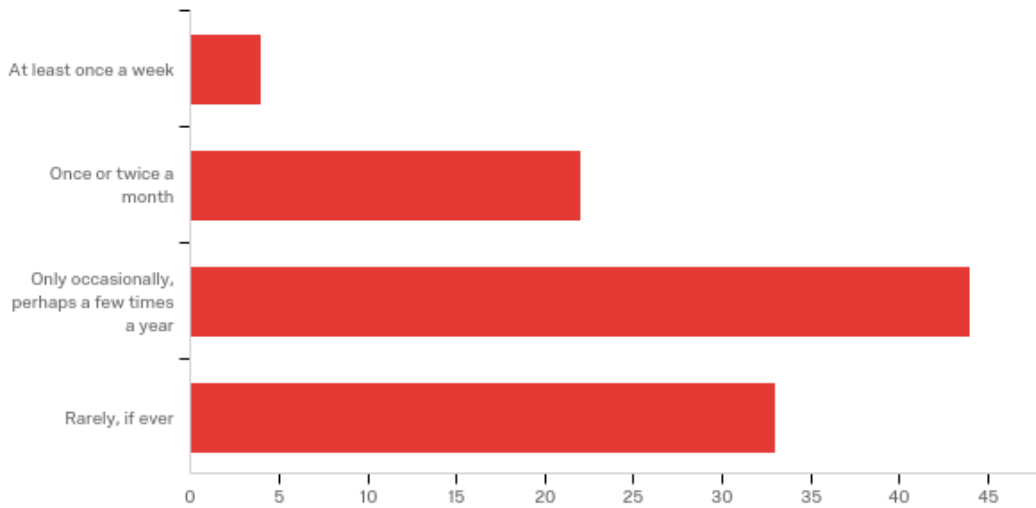
#	Answer	%	Count
1	MeasuringWorth.com	46.67%	70
2	Historical Statistics of the United States: Millennial Edition online	36.00%	54
3	Historical Statistics of the United States: Millennial Edition hard copy	17.33%	26
	Total	100%	150

Have you used any of the following sources in class or assigned students to use as part of class in the past 12 months? (Check all that apply)



#	Answer	%	Count
1	MeasuringWorth.com	42.03%	29
2	Historical Statistics of the United States: Millennial Edition online	31.88%	22
3	Historical Statistics of the United States: Millennial Edition hard copy	14.49%	10
4	Not applicable	11.59%	8
	Total	100%	69

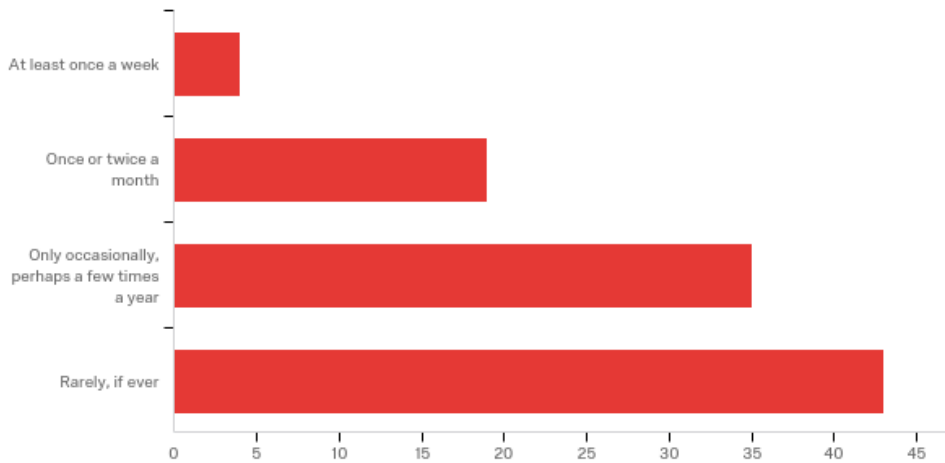
For your own research, how often, on average, do you use MeasuringWorth.com?



#	Field	Minimum	Maximum	Mean	Std Deviation	Variance	Count
1	For your own research, how often, on average, do you use MeasuringWorth.com?	1.00	4.00	3.03	0.83	0.69	103

#	Answer	%	Count
1	At least once a week	3.88%	4
2	Once or twice a month	21.36%	22
3	Only occasionally, perhaps a few times a year	42.72%	44
4	Rarely, if ever	32.04%	33
	Total	100%	103

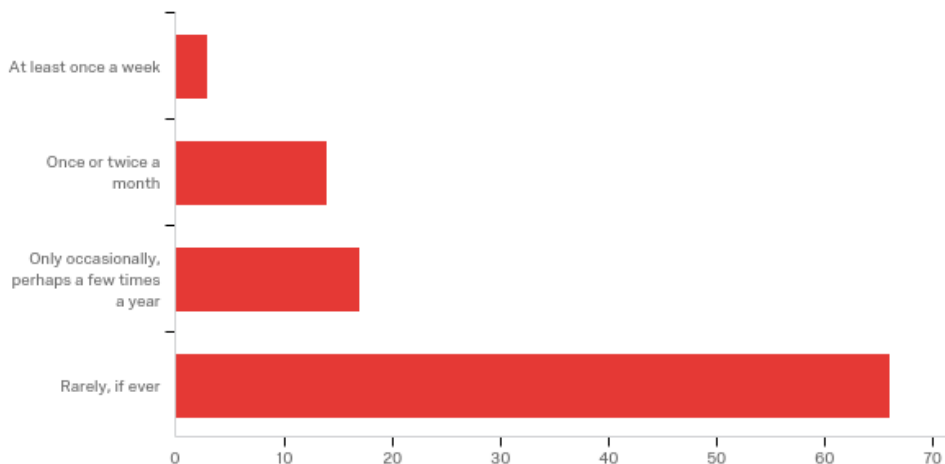
For your own research, how often, on average, do you use Historical Statistics of the United States: Millennial Edition online?



#	Field	Minimum	Maximum	Mean	Std Deviation	Variance	Count
1	For your own research, how often, on average, do you use Historical Statistics of the United States: Millennial Edition online?	1.00	4.00	3.16	0.86	0.75	101

#	Answer	%	Count
1	At least once a week	3.96%	4
2	Once or twice a month	18.81%	19
3	Only occasionally, perhaps a few times a year	34.65%	35
4	Rarely, if ever	42.57%	43
	Total	100%	101

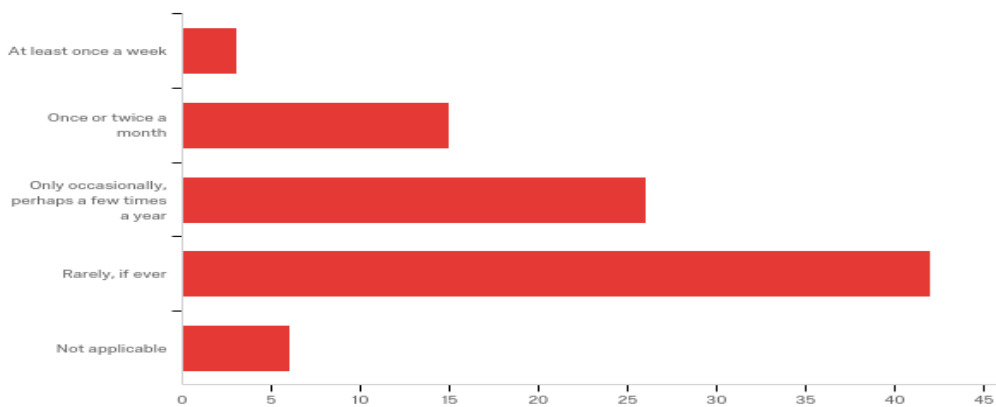
For your own research, how often, on average, do you use Historical Statistics of the United States: Millennial Edition hard copy?



#	Field	Minimum	Maximum	Mean	Std Deviation	Variance	Count
1	For your own research, how often, on average, do you use Historical Statistics of the United States: Millennial Edition hard copy?	1.00	4.00	3.46	0.84	0.71	100

#	Answer	%	Count
1	At least once a week	3.00%	3
2	Once or twice a month	14.00%	14
3	Only occasionally, perhaps a few times a year	17.00%	17
4	Rarely, if ever	66.00%	66
	Total	100%	100

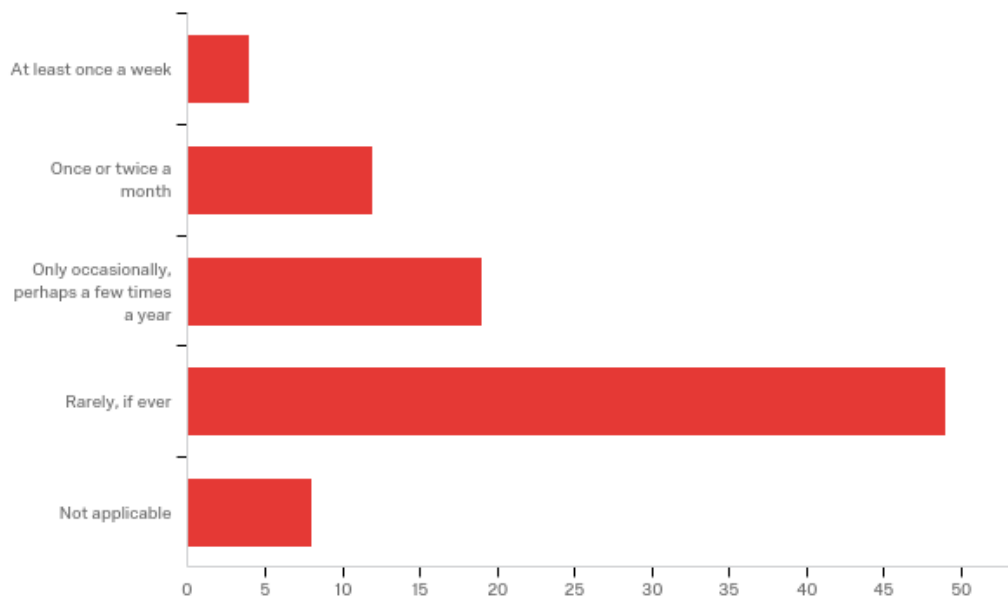
For your teaching (you or your students use), how often, on average, do you use MeasuringWorth.com?



#	Field	Minimum	Maximum	Mean	Std Deviation	Variance	Count
1	For your teaching (you or your students use), how often, on average, do you use MeasuringWorth.com?	1.00	5.00	3.36	0.94	0.88	92

#	Answer	%	Count
1	At least once a week	3.26%	3
2	Once or twice a month	16.30%	15
3	Only occasionally, perhaps a few times a year	28.26%	26
4	Rarely, if ever	45.65%	42
5	Not applicable	6.52%	6
	Total	100%	92

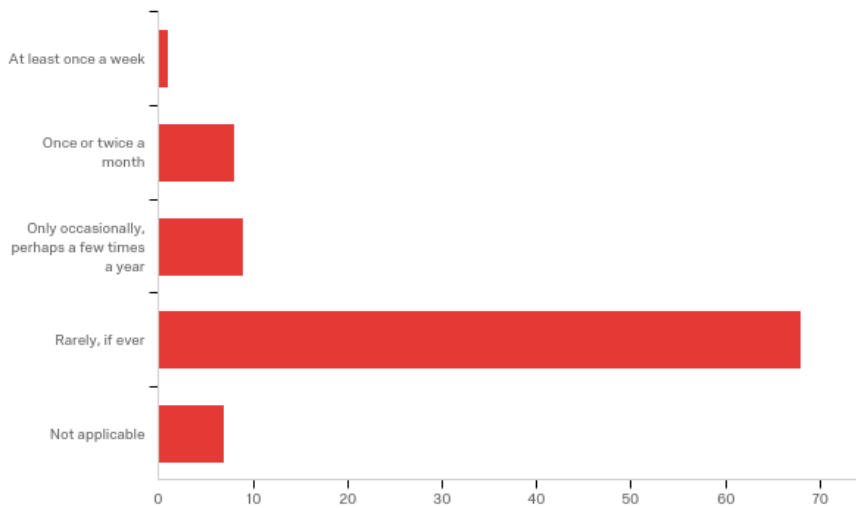
For your teaching (you or your students use), how often, on average, do you use Historical Statistics of the United States: Millennial Edition online?



#	Field	Minimum	Maximum	Mean	Std Deviation	Variance	Count
1	For your teaching (you or your students use), how often, on average, do you use Historical Statistics of the United States: Millennial Edition online?	1.00	5.00	3.49	0.97	0.95	92

#	Answer	%	Count
1	At least once a week	4.35%	4
2	Once or twice a month	13.04%	12
3	Only occasionally, perhaps a few times a year	20.65%	19
4	Rarely, if ever	53.26%	49
5	Not applicable	8.70%	8
	Total	100%	92

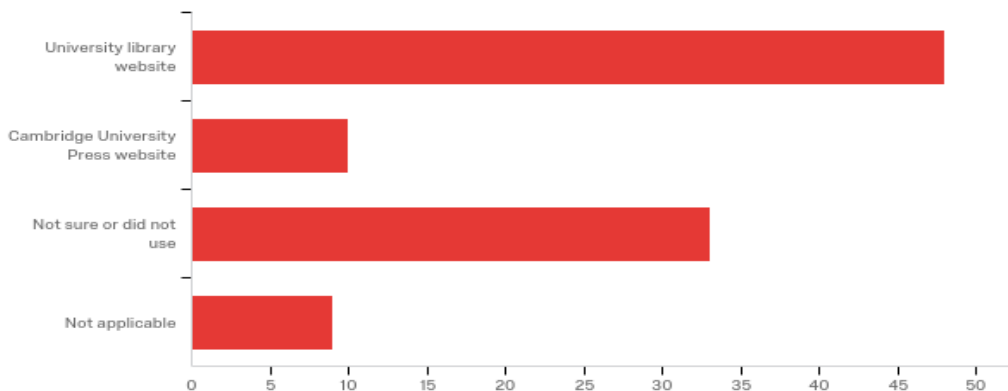
For your teaching (you or your students use), how often, on average, do you use Historical Statistics of the United States: Millennial Edition hard copy?



#	Field	Minimum	Maximum	Mean	Std Deviation	Variance	Count
1	For your teaching (you or your students use), how often, on average, do you use Historical Statistics of the United States: Millennial Edition hard copy?	1.00	5.00	3.77	0.75	0.56	93

#	Answer	%	Count
1	At least once a week	1.08%	1
2	Once or twice a month	8.60%	8
3	Only occasionally, perhaps a few times a year	9.68%	9
4	Rarely, if ever	73.12%	68
5	Not applicable	7.53%	7
	Total	100%	93

If you or your students have accessed the online version of Historical Statistics of the United States: Millennial Edition, how did you access it?



#	Field	Minimum	Maximum	Mean	Std Deviation	Variance	Count
1	If you or your students have accessed the online version of Historical Statistics of the United States: Millennial Edition, how did you access it?	1.00	4.00	2.03	1.08	1.17	100

#	Answer	%	Count
1	University library website	48.00%	48
2	Cambridge University Press website	10.00%	10
3	Not sure or did not use	33.00%	33
4	Not applicable	9.00%	9
	Total	100%	100