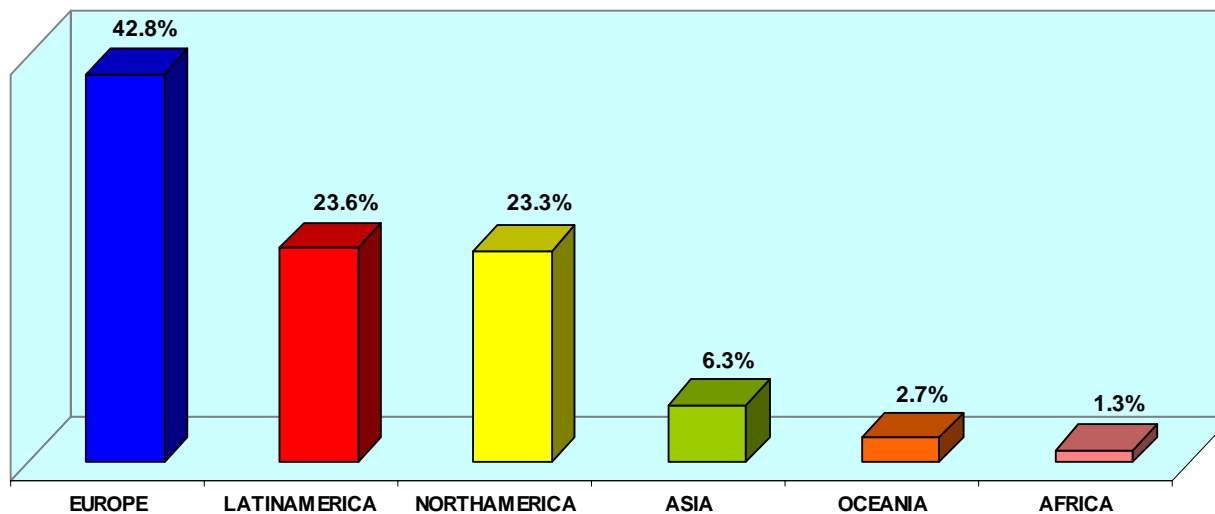


XIII ECONOMIC HISTORY CONGRESS

22 - 26 July 2002, Buenos Aires, Argentina



CONTINENTAL DISTRIBUTION			
EUROPE		305	42.8%
LATINAMERICA		168	23.6%
NORTHAMERICA		166	23.3%
ASIA		45	6.3%
OCEANIA		19	2.7%
AFRICA		9	1.3%
TOTAL		712	100.0%



XIII ECONOMIC HISTORY CONGRESS

22 - 26 July 2002, Buenos Aires, Argentina



55 PARTICIPANTING COUNTRIES

ARGENTINA
AUSTRALIA
AUSTRIA
BELGIUM
BRAZIL
BULGARIA
CANADA
CHILE
CHINA
COLOMBIA
COSTA RICA
CROATIA
DENMARK
ECUADOR

FINLAND
FRANCE
GEORGIA
GERMANY
GREECE
HUNGARY
ICELAND
INDIA
INDONESIA
IRELAND
ISRAEL
ITALY
JAMAICA
JAPAN

KOREA
MALAYSIA
MALTA
MARRUECOS
MEXICO
NEPAL
NEW ZEALAND
NIGERIA
NORWAY
PERU
POLAND
PORTUGAL
PUERTO RICO
ROMANIE

RUSSIA
SCOTTLAND
SOUTH AFRICA
SOUTH KOREA
SPAIN
SWEDEN
SWITZERLAND
TAIWAN
THE NETHERLANDS
TURKEY
U.K.
U.S.A.
URUGUAY




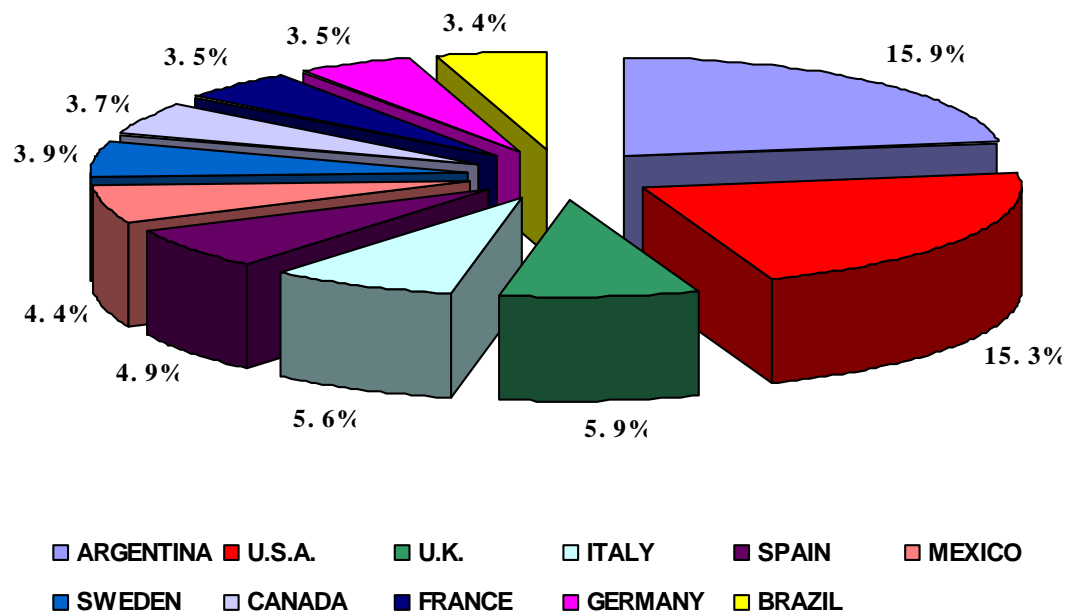
XIII ECONOMIC HISTORY CONGRESS

22 - 26 July 2002, Buenos Aires, Argentina



GEOGRAPHIC DISTRIBUTION

ARGENTINA	113	15.9%
U.S.A.	109	15.3%
U.K.	42	5.9%
ITALY	40	5.6%
SPAIN	35	4.9%
MEXICO	31	4.4%
SWEDEN	28	3.9%
CANADA	26	3.7%
FRANCE	25	3.5%
GERMANY	25	3.5%
BRAZIL	24	3.4%
THE NETHERLANDS	20	2.8%
JAPAN	19	2.7%
BELGIUM	14	2.0%
AUSTRALIA	14	2.0%
RUSSIA	12	1.7%
INDIA	12	1.7%
SWITZERLAND	10	1.4%
NORWAY	10	1.4%
OTHER COUNTRIES (*)	103	14.5%
TOTAL	712	100.0%

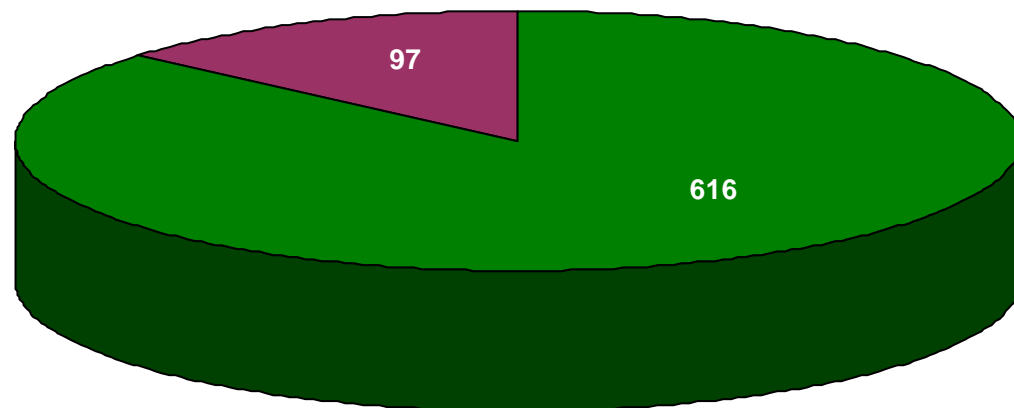


XIII ECONOMIC HISTORY CONGRESS

22 - 26 July 2002, Buenos Aires, Argentina



PARTICIPANTS WHO PAID REGISTRATION FEES	616	86.4%
PARTICIPANTS WHO RECEIVED GRANTS OR SCHOLARSHIPS	97	13.6%
TOTAL	713	100.0%



- PARTICIPANTS WHO PAID REGISTRATION FEES
- PARTICIPANTS WHO RECEIVED GRANTS OR SCHOLARSHIPS

